
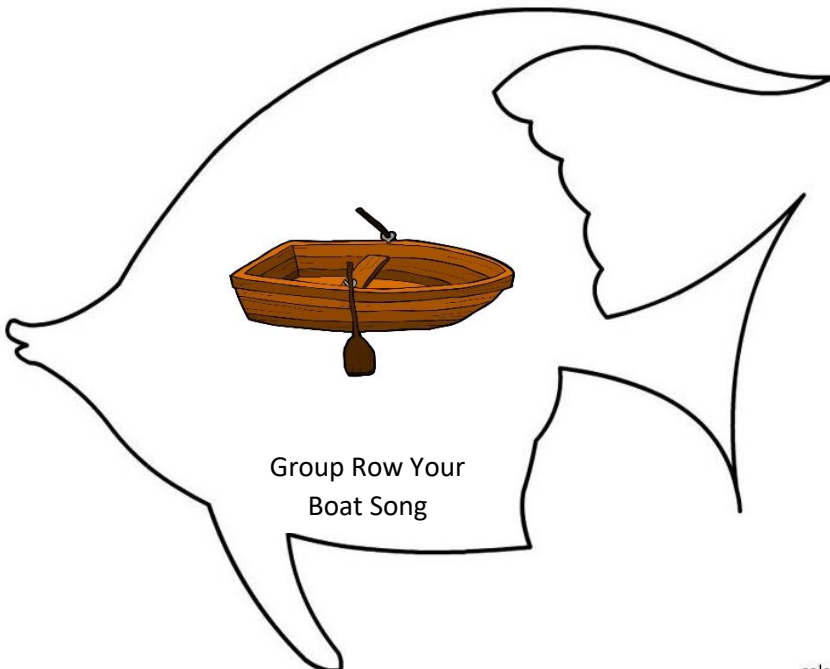



Social Fishing Game



coloring

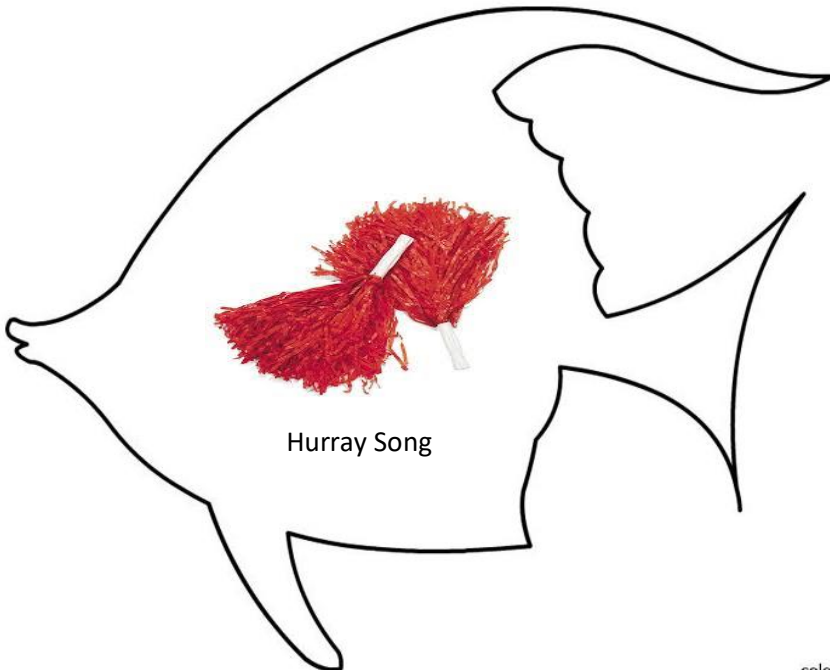


coloring




Fist bump

edmentum



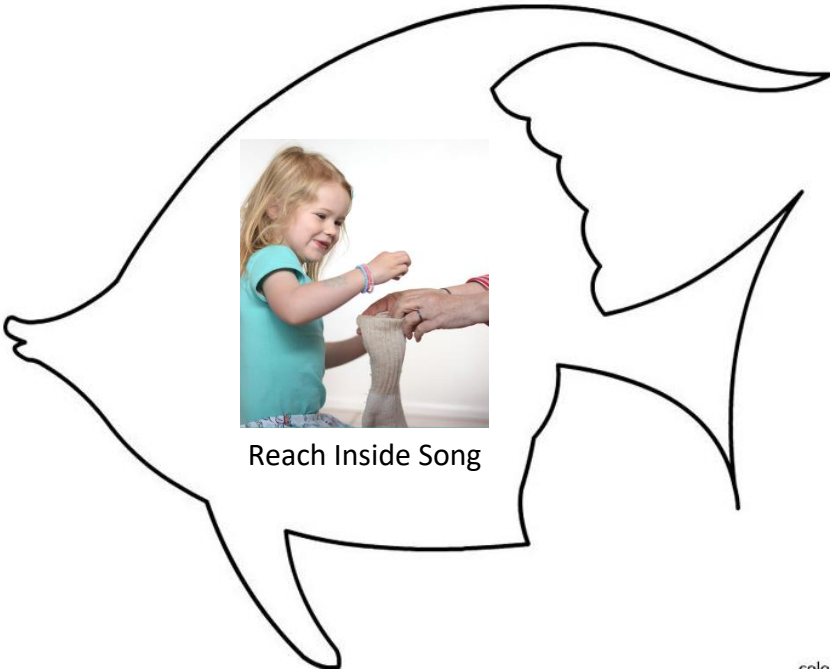
Hurray Song

edmentum



Hello Everybody
Song

colibri.com




Reach Inside Song

colibri.com



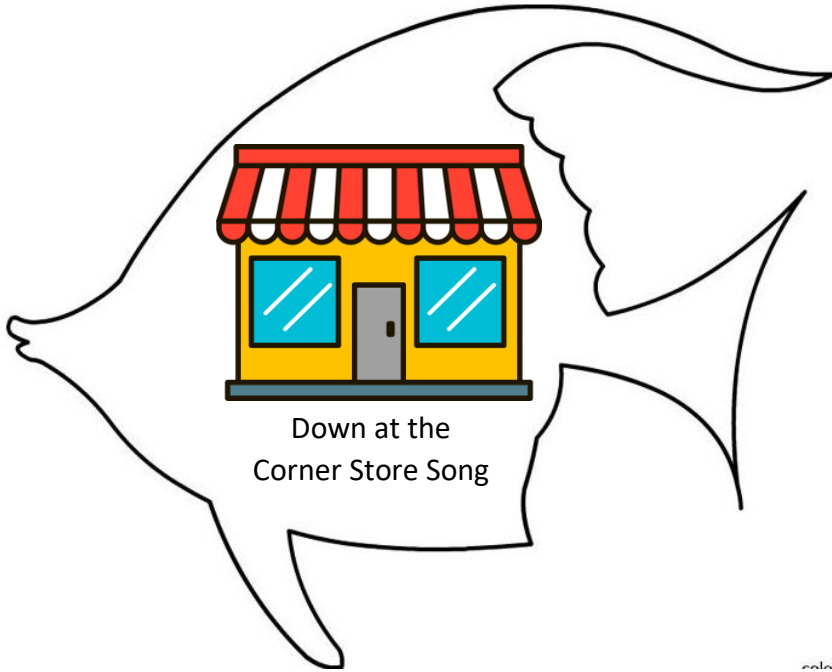
Everybody Do This
Song

coloring




Cooperative One
Potato Game

coloring



colours.com



colours.com

Social Fish Game

Objective: Children will practice following socializing (for example: taking turns) in a fun, interactive manner

Materials: social fish cards, paper clips, magnetic fishing rod

Playing the Game:

- * Attach one paper clip to each card (cards can be laminated for greater durability)
- * Spread cards out face down on the floor
- * Give each child a turn fishing for the fish (cards), explain that children need to catch the fish on the paper clip
- * When children catch a fish, the parent/teacher asks what the picture shows (school-age children may read explanation on card), parent/teacher helps children explain the cards to the group and the whole group does the interaction/sings the song together. Then, the next person has a turn fishing.

*This game can be played with an adult and one child or an adult and a group of children. The adult facilitates the activity (including the turn-taking for the fishing) and does all the actions with the child(ren).

Explanation of Fish:

High Five Fish: When a child (or adult) picks up the **High Five Fish**, everyone turns to the people on both sides of him/her and gives him/her a **high five**. The adult can explain the activity (and model it) when someone picks up the card.



Group Row Your Boat Fish: When a child (or adult) picks up the **Group Row Your Boat Fish**, everyone either holds hands or links arm. The adult explains that they are a big boat and together they sing the **song** and move side to side. (If one adult and child are playing the fishing game, they can row their boat the standard way.)




Fist Bump Fish: When a child (or adult) picks up the **Fist Bump Fish**, everyone turns to the people on both sides of him/her and gives him/her a gentle **fist bump**. The adult can explain the activity (and model it) when someone picks up the card.



Hurray Song Fish: When a child (adult) picks up the **Hurray Song Fish**, the child (adult) is given a pom pom to shake (if one is available. The song can be sung without it if necessary). The adult leads the group in the **Hurray Song**. After the first child (adult) has her/his turn shaking the pom pom during the song, s/he will pass it to the child(adult) beside her/him and so it continues until everyone has a turn. The lyrics to the song are: **“Hurray for (child’s name), Hurray for (same child’s name), someone in the crowd is singing hurray for (same child’s name), 1,2,3,4 who are we for, (same child’s name), that’s who!”** (Child named in the song is shaking the pom pom)



Hello Everybody Song Fish: When a child (adult) picks up the **Hello Everybody Song Fish** everyone waves hello to everyone playing and the adult facilitates the singing of: **“Hello Everybody”**. The lyrics of the song are: **“Hello everybody and how are you, how are you, how are you? Hello everybody and how are you? How are you today? Hello...(child’s name), Hello..(another child’s name), Hello (another child’s name) and how are you today?”** Repeat the same lyrics until everyone has been named.



Reach Inside Song Fish: When a child (adult) picks up the **Reach Inside Song Fish** the adult picks up a bag with a variety of objects in the bag (enough for each person playing the fishing game). While singing the song, each child (adult) is given a turn to put his/her hand in the bag and pick one object out. The adult holds the bag and begins with the person who picked up the **Reach Inside Song Fish**. The lyrics of the song are: **“Reach inside, reach inside, what did you find, what did you find? (Child’s name) found a (name the object), (child’s name) found a (name the object), reach inside, reach inside...”** Everyone is given a turn.



Everybody Do This Song Fish: When a child (adult) picks up the **Everybody Do This Song Fish**, the adult leads the group in the **Everybody Do This Song**. Everyone playing, does the actions that are sung in the song. (If playing with older child(ren), the person who picked up this fish could pick the first action.) The lyrics to the song are: **“Everybody (pick action: for example, clap your hands), (clap your hands), (clap your hands), everybody (clap your hands), just like me. Everybody (another action: stomp your feet) , (stomp your feet), (stomp your feet), everybody (stomp your feet) just like me) “etc.**



Cooperative One Potato Game: When a child (adult) picks up the **Cooperative One Potato Game**, the adult leads the group in the game. The adult has a bean bag or a soft ball that will be used for the game. The child (adult) who picked the **Cooperative One Potato Game Fish** will hold and pass the bean bag (soft ball) first. The adult leads the game. The words of the game are: **“One Potato, two Potato, three potato, four, five potato, six potato, seven potato more”**. The bean bag (soft ball) is passed from person to person as each number is called. Whoever has the bean bag (soft ball) at seven potato more, turns and gives a high five/fist bump to the child(ren)/adult on both sides of her/him. Repeat the game a couple of times.



Down at the Corner Store Song Fish: When a child (adult) picks up the **Down at the Corner Store Song Fish** the adult lines up a variety of objects in the middle of the child(ren) and adult(s) playing. There must be enough for everyone playing. While singing the song, each child (adult) is given a turn to pick up an object in the line. The adult begins with the person who picked up the **Down at the Corner Store Song Fish**. The lyrics of the song are: “**Down at the corner at the little** (it could be named: toy, grocery, clothing etc...) **store, there will many little objects standing on the floor, along came (child/adult’s name) on her/his own and he/she picked up the (name the object that the child takes) and she took it home. Lalalalalalalala!**” Repeat the song until everyone has had a turn.



Smile Fish: When a child (or adult) picks up the **Smile Fish**, everyone turns to the people on both sides of him/her and **smiles**. The adult can explain the activity (and model it) when someone picks up the card.



*Tunes of the songs can be found on ConnectAbility or other websites.